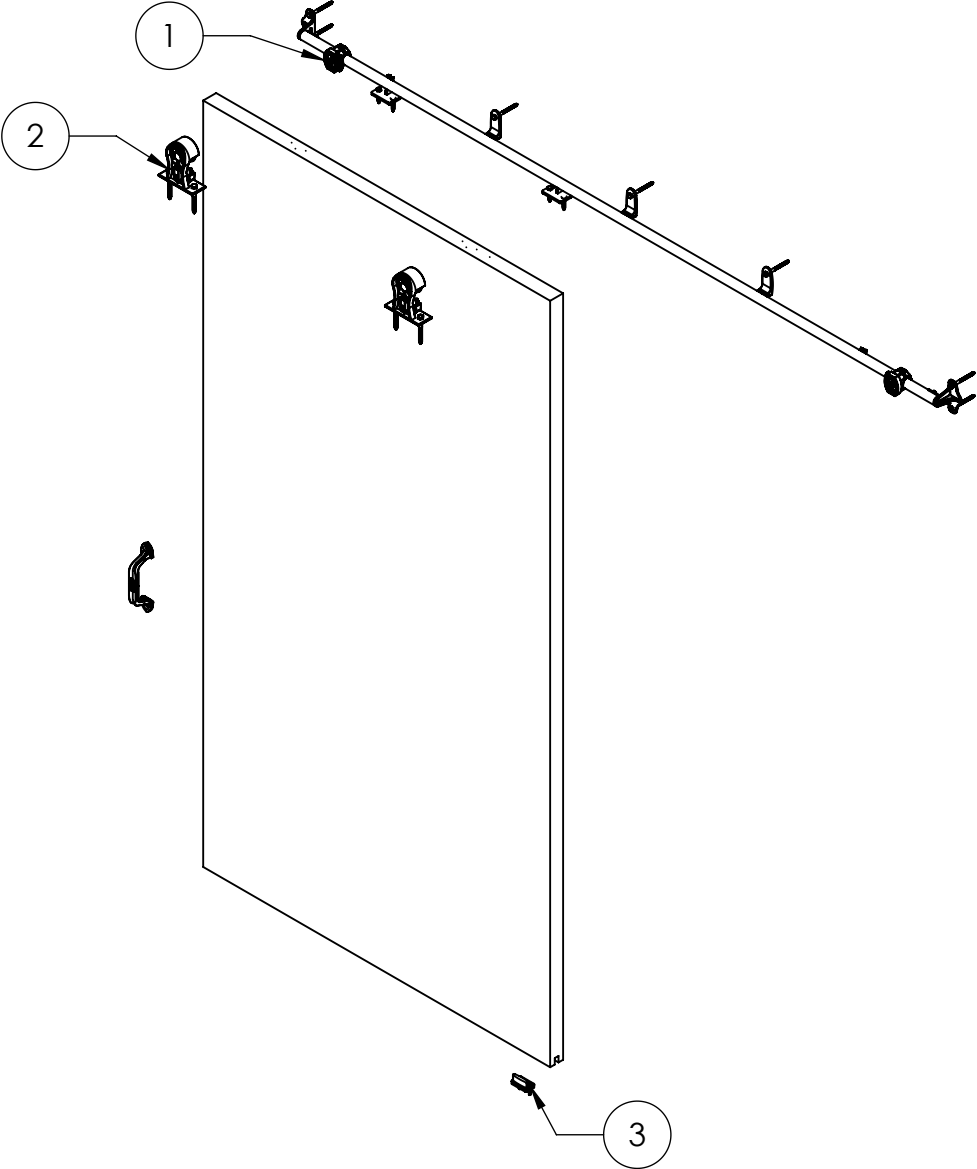


ITEM NO.	PART NUMBER	DESCRIPTION	MATERIAL	COLOR	SIZE	QTY.
1	310-20-240	No.1 Allith sliding soft-stop track assembly with 1-5/8" offset for finished openings 42" wide and under.	Cast Iron and Steel	Black RAL 9005 (25-35 satin black)	84"	1
2	310-30-220	Hanger No.8-H4	Cast Iron	Black RAL 9005 (25-35 satin black)	0	2
3	370-60-121	Door guide No.50	Steel	Black RAL 9005 (25-35 gloss)	0	1
4	720-10-120	Retail packaging Scheme 010 for Series 180 track system	Cardboard Grade 200# Min.	Kraft Brown	0	1
5	780-10-210	Labor for track boxing	0	0	0	1

DOOR
NOT INCLUDED

HANDLE
NOT INCLUDED



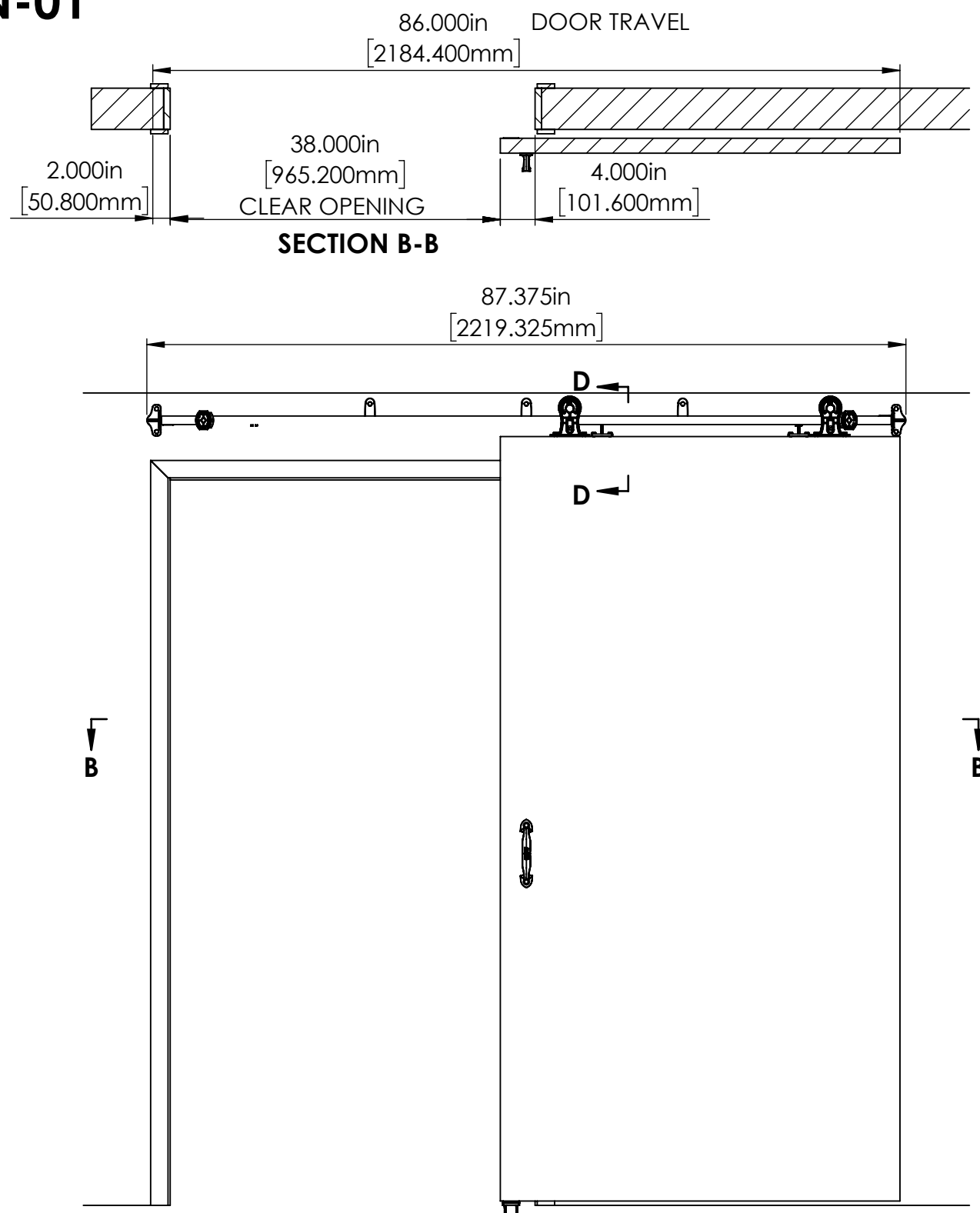
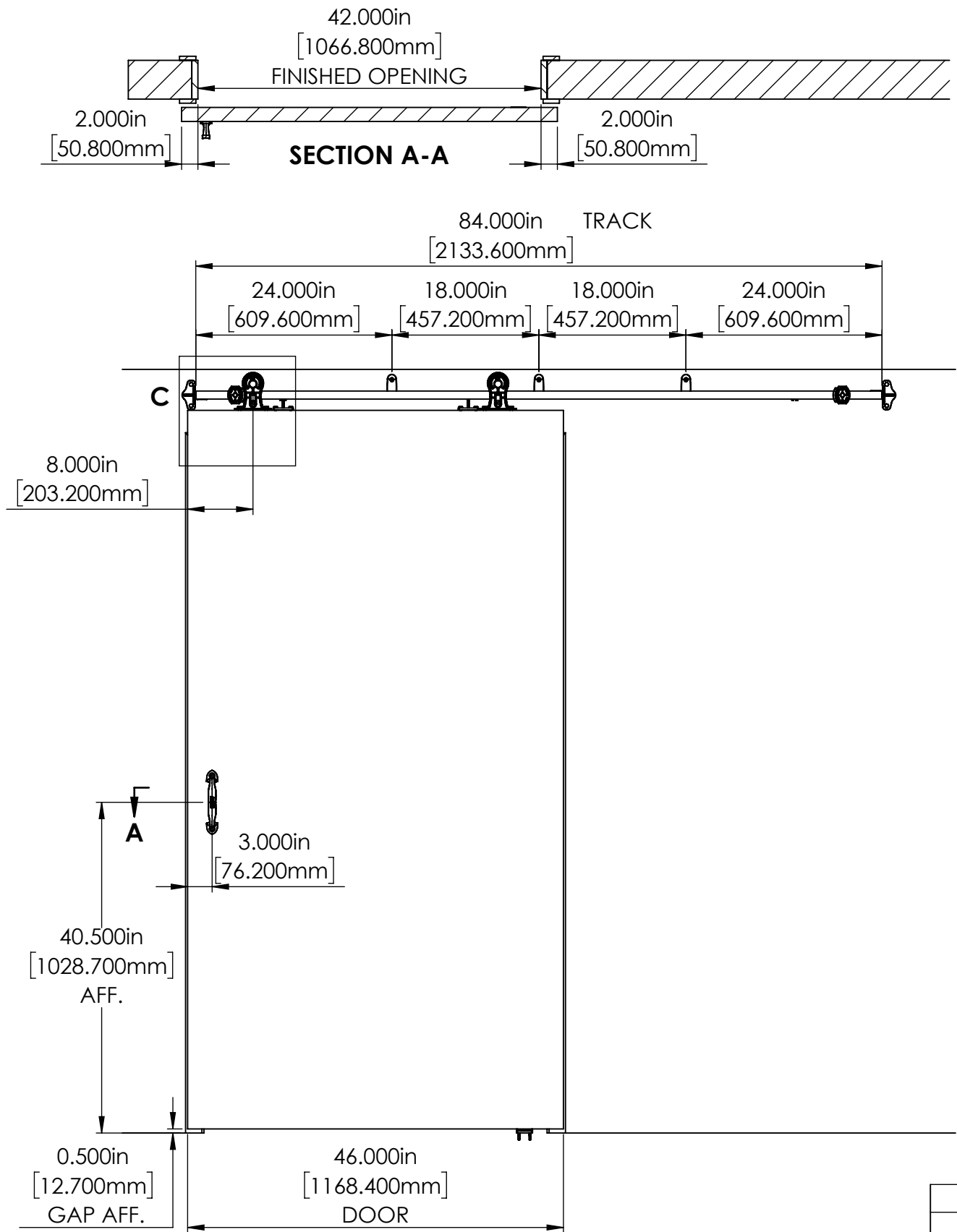
REV.	DESCRIPTION	DATE	BY	APPR'D
REVISION				
THE INFORMATION CONTAINED IN THIS DRAWING IS THE SOLE PROPERTY OF SCOTT WILLO SOLUTION ANY REPRODUCTION IN PART OR WHOLE WITHOUT THE WRITTEN PERMISSION OF SWS IS STRICTLY PROHIBITED.				

UNLESS OTHERWISE SPECIFIED
DIMENSIONS ARE IN INCHES
TOLERANCES ARE:
.X= ±.030
.XX= ±.015
.XXX= ±.005
ANGULAR= ±1°
MACHINED SURFACES TO HAVE
125 RMS FINISH
CONCENTRICITY= ±.002 T.I.R.
BREAK ALL SHARP EDGES

COPYRIGHTED CAD GENERATED DRAWING, DO NOT MANUALLY UPDATE	
DRAWN BY HT	DRAWN DATE 9/27/2024
CHECKED BY	CHECKED BY
APPROVED BY	APPROVED DATE
SHEET 1 OF 5	THIRD ANGLE PROJECTION
SCALE: 1:15	

ALLITH MANUFACTURING COMPANY	
DESCRIPTION No.101 Allith sliding door soft-close track system for finished openings 42" wide and under.	
SIZE B	P/N 310-10-630
REV.	

CONDITION-01



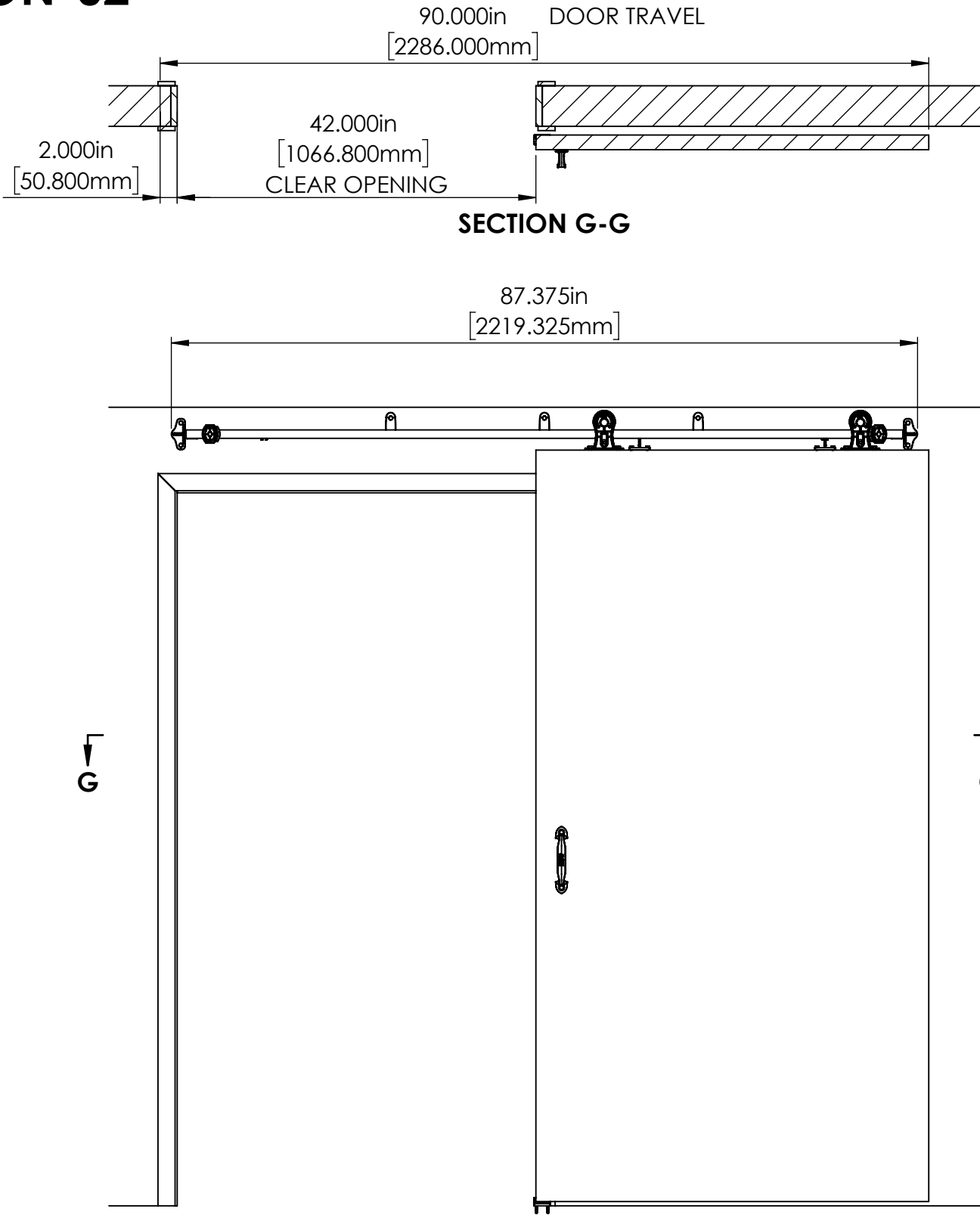
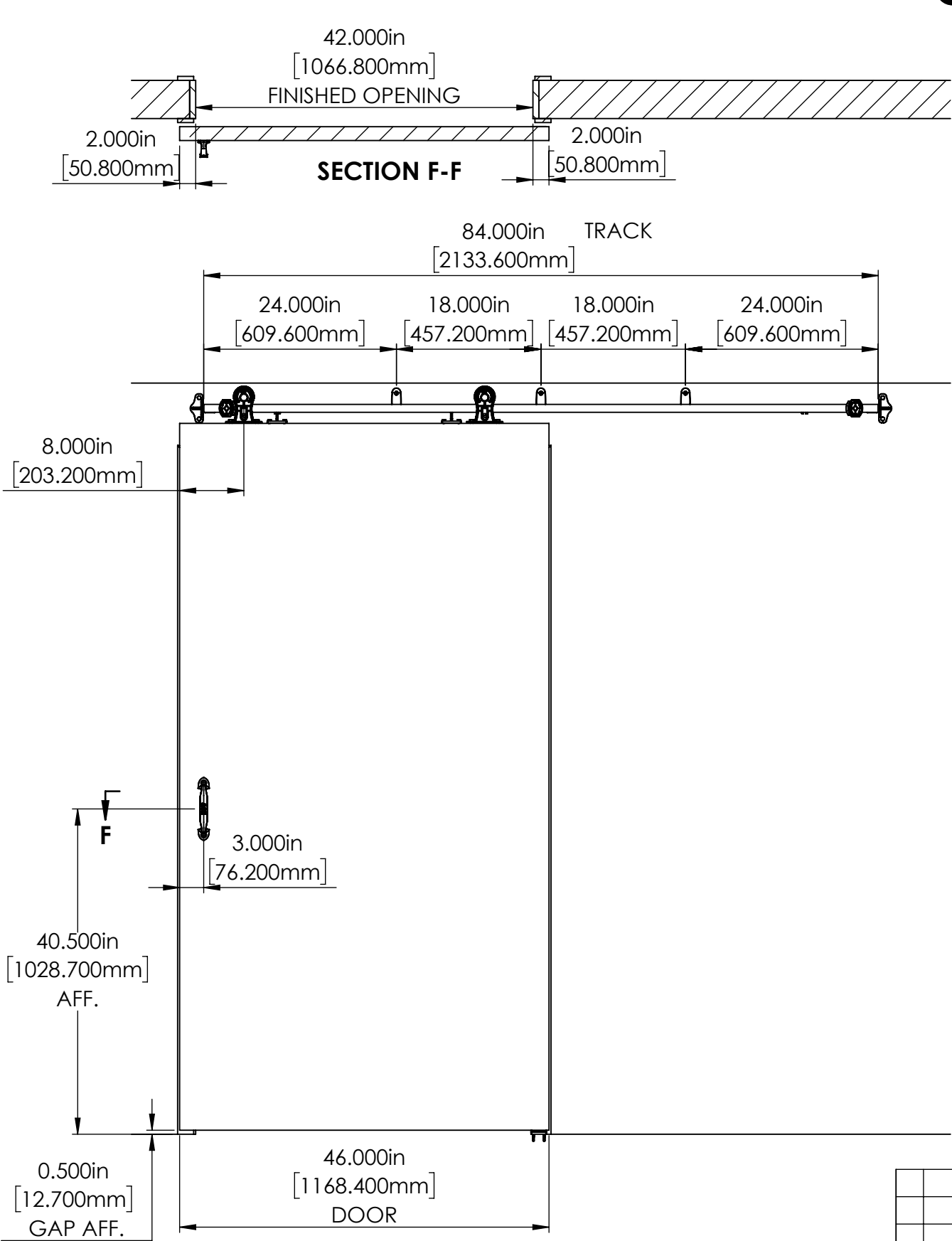
REV.	DESCRIPTION	DATE	BY	APPR'D
REVISION				
THE INFORMATION CONTAINED IN THIS DRAWING IS THE SOLE PROPERTY OF SCOTT WILLO SOLUTION ANY REPRODUCTION IN PART OR WHOLE WITHOUT THE WRITTEN PERMISSION OF SWS IS STRICTLY PROHIBITED.				

UNLESS OTHERWISE SPECIFIED
DIMENSIONS ARE IN INCHES
TOLERANCES ARE:
.X= ±.030
.XX= ±.015
.XXX= ±.005
ANGULAR= ±1°
MACHINED SURFACES TO HAVE
125 RMS FINISH
CONCENTRICITY= ±.002 T.I.R.
BREAK ALL SHARP EDGES

COPYRIGHTED CAD GENERATED DRAWING. DO NOT MANUALLY UPDATE	
DRAWN BY HT	DRAWN DATE 9/27/2024
CHECKED BY	CHECKED BY
APPROVED BY	APPROVED DATE
SHEET 2 OF 5	THIRD ANGLE PROJECTION
SCALE: 1:17	

ALLITH MANUFACTURING COMPANY	
DESCRIPTION No.101 Allith sliding door soft-close track system for finished openings 42" wide and under.	
SIZE B	P/N 310-10-630
REV.	

CONDITION-02



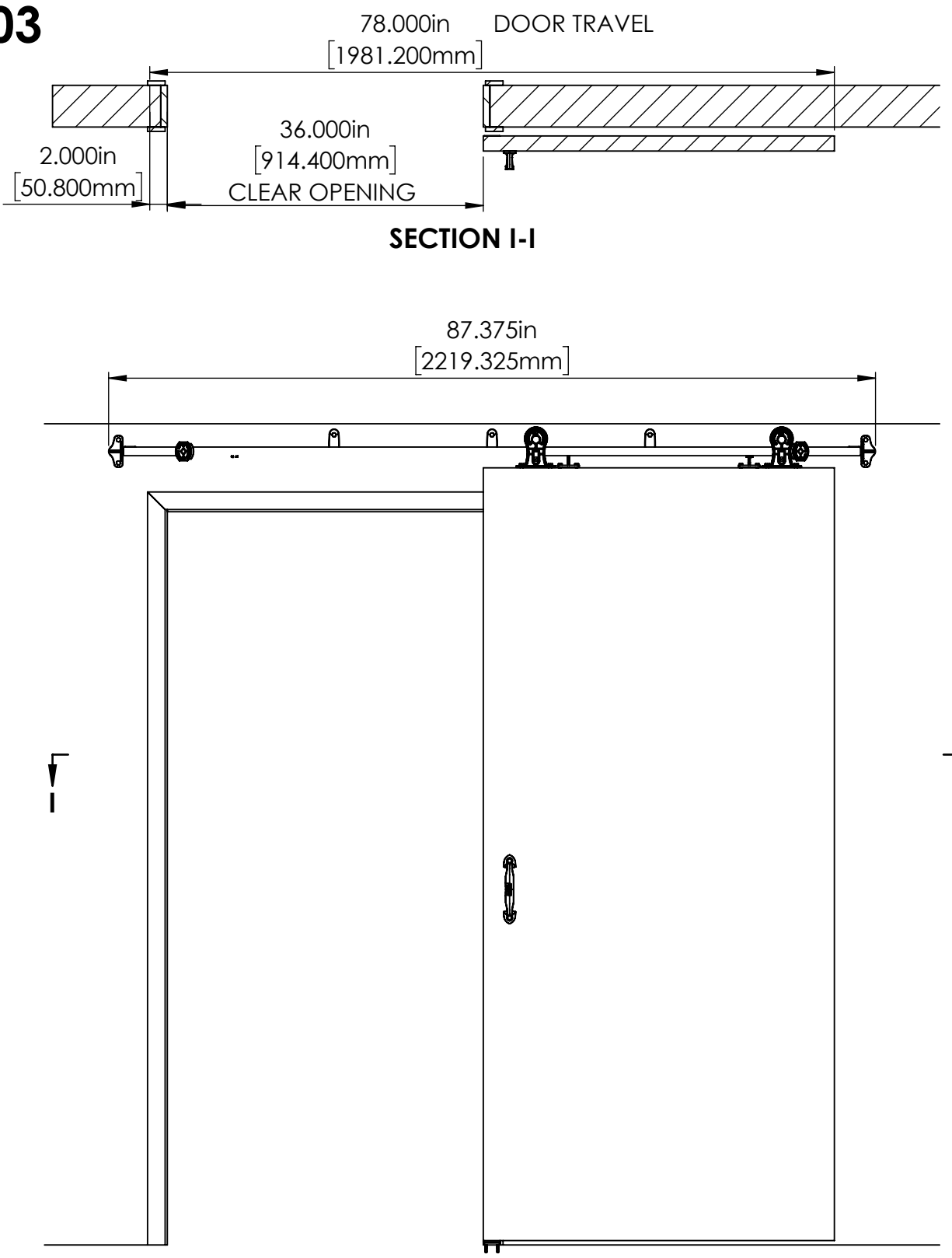
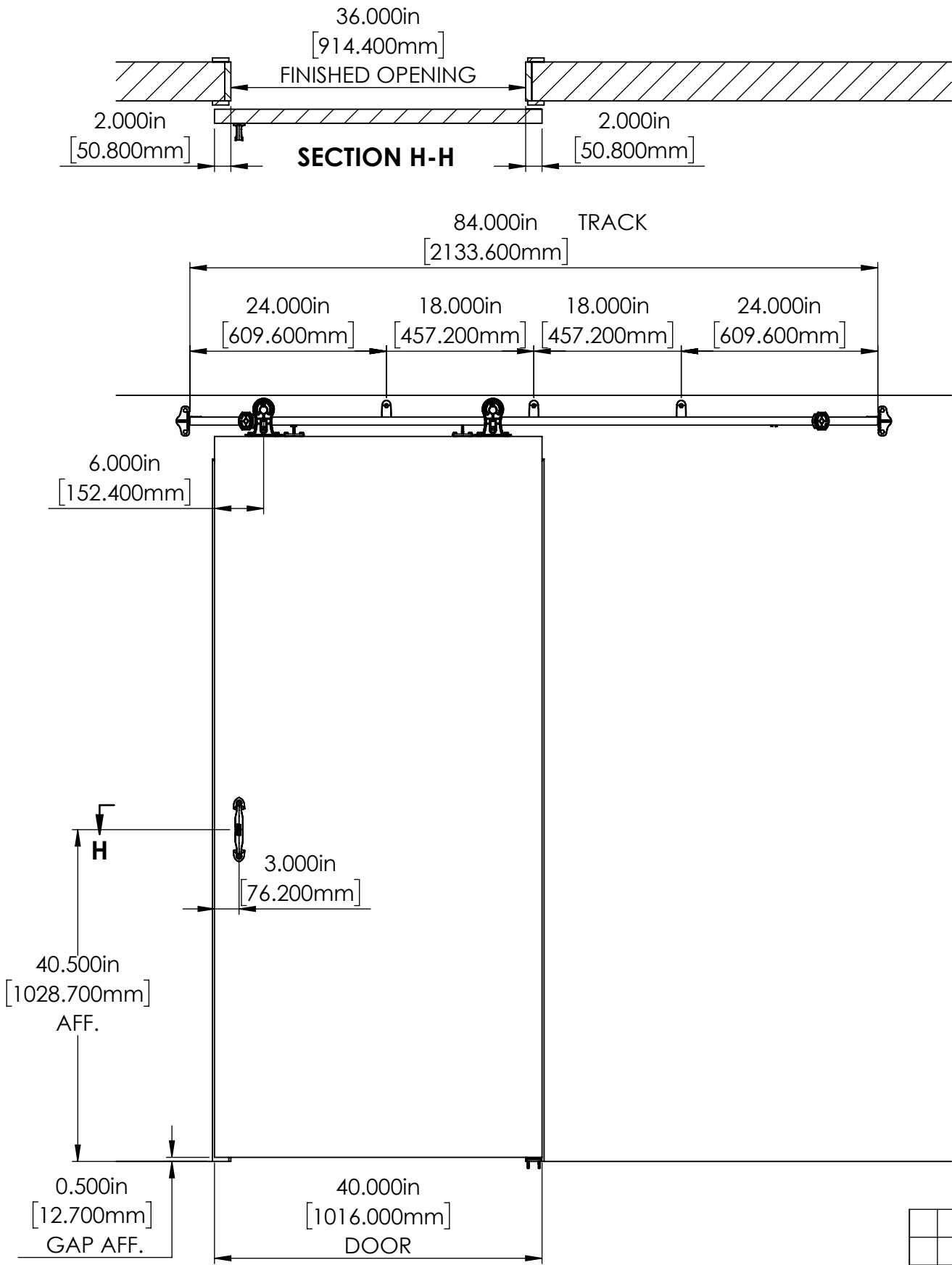
REV.	DESCRIPTION	DATE	BY	APPR'D
REVISION				
THE INFORMATION CONTAINED IN THIS DRAWING IS THE SOLE PROPERTY OF SCOTT WILLO SOLUTION ANY REPRODUCTION IN PART OR WHOLE WITHOUT THE WRITTEN PERMISSION OF SWS IS STRICTLY PROHIBITED.				

UNLESS OTHERWISE SPECIFIED
DIMENSIONS ARE IN INCHES
TOLERANCES ARE:
.X= ±.030
.XX= ±.015
.XXX= ±.005
ANGULAR= ±1°
MACHINED SURFACES TO HAVE
125 RMS FINISH
CONCENTRICITY= ±.002 T.I.R.
BREAK ALL SHARP EDGES

COPYRIGHTED CAD GENERATED DRAWING. DO NOT MANUALLY UPDATE	
DRAWN BY HT	DRAWN DATE 9/27/2024
CHECKED BY	CHECKED BY
APPROVED BY	APPROVED DATE
SHEET 3 OF 5	THIRD ANGLE PROJECTION
SCALE: 1:17	

ALLITH MANUFACTURING COMPANY	
DESCRIPTION No.101 Allith sliding door soft-close track system for finished openings 42" wide and under.	
SIZE B	P/N 310-10-630
REV.	

CONDITION-03



REV.	DESCRIPTION	DATE	BY	APPR'D
REVISION				
THE INFORMATION CONTAINED IN THIS DRAWING IS THE SOLE PROPERTY OF SCOTT WILLO SOLUTION ANY REPRODUCTION IN PART OR WHOLE WITHOUT THE WRITTEN PERMISSION OF SWS IS STRICTLY PROHIBITED.				

UNLESS OTHERWISE SPECIFIED
DIMENSIONS ARE IN INCHES
TOLERANCES ARE:
.X= ±.030
.XX= ±.015
.XXX= ±.005
ANGULAR= ±1°
MACHINED SURFACES TO HAVE
125 RMS FINISH
CONCENTRICITY= ±.002 T.I.R.
BREAK ALL SHARP EDGES

COPYRIGHTED CAD
GENERATED DRAWING.
DO NOT MANUALLY UPDATE

DRAWN BY HT	DRAWN DATE 9/27/2024
CHECKED BY	CHECKED BY
APPROVED BY	APPROVED DATE

SHEET 4 OF 5

SCALE:
1:17

THIRD ANGLE
PROJECTION

**ALLITH
MANUFACTURING
COMPANY**

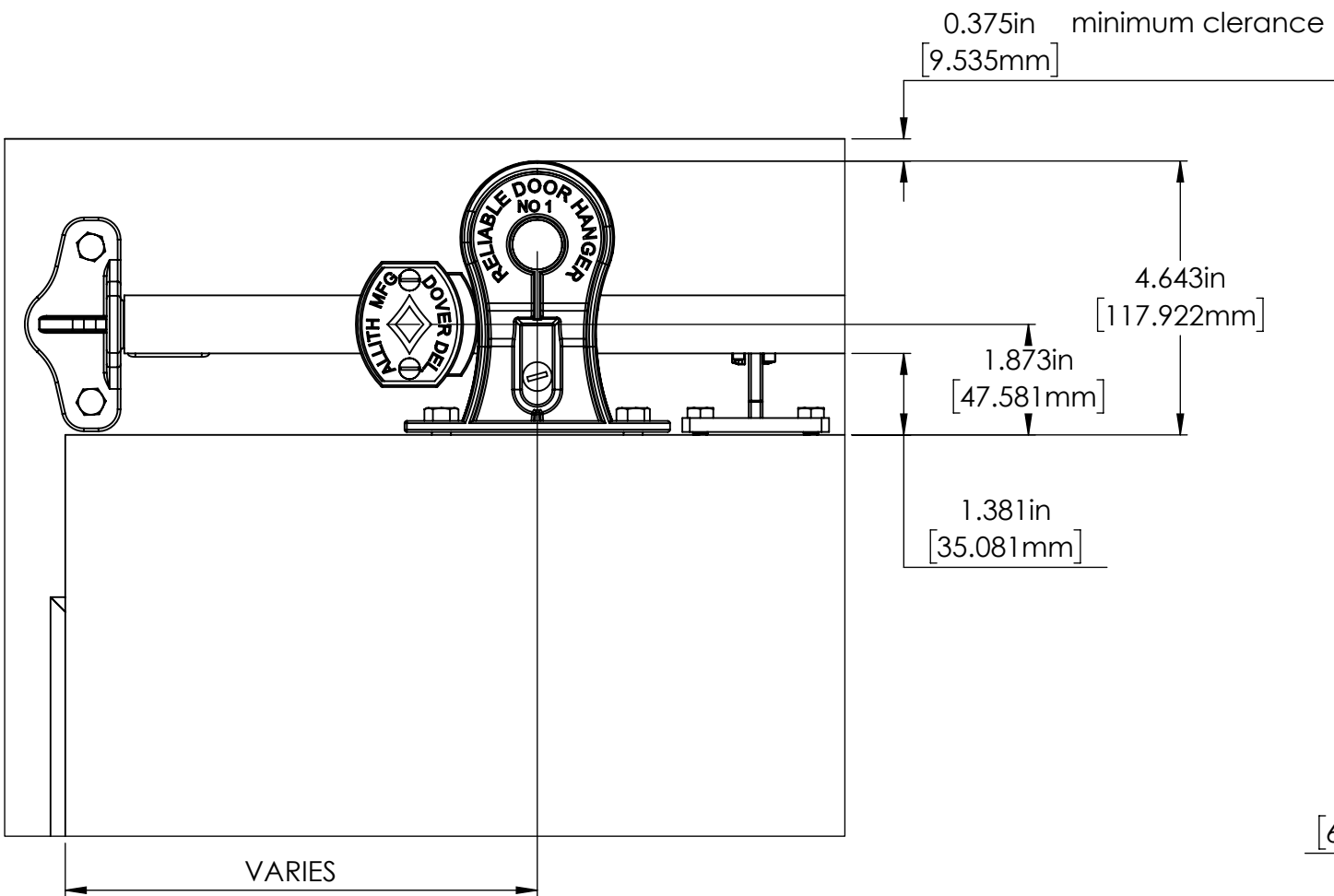
DESCRIPTION

No.101 Allith sliding door soft-close track
system for finished openings 42" wide and
under.

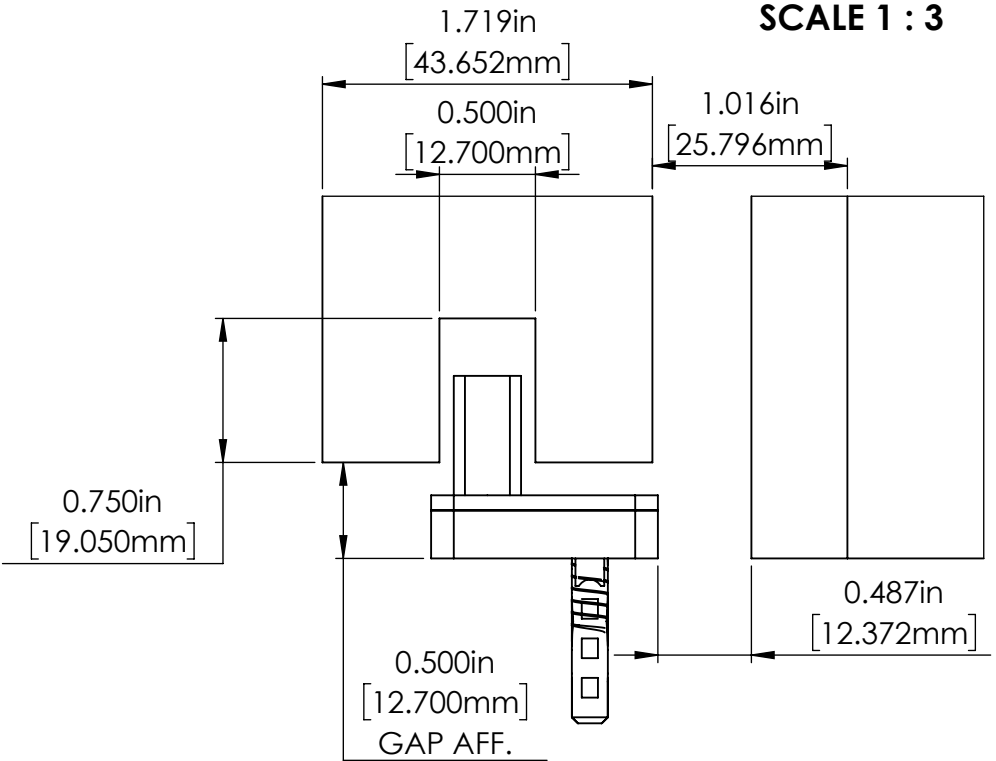
SIZE
B

P/N
310-10-630

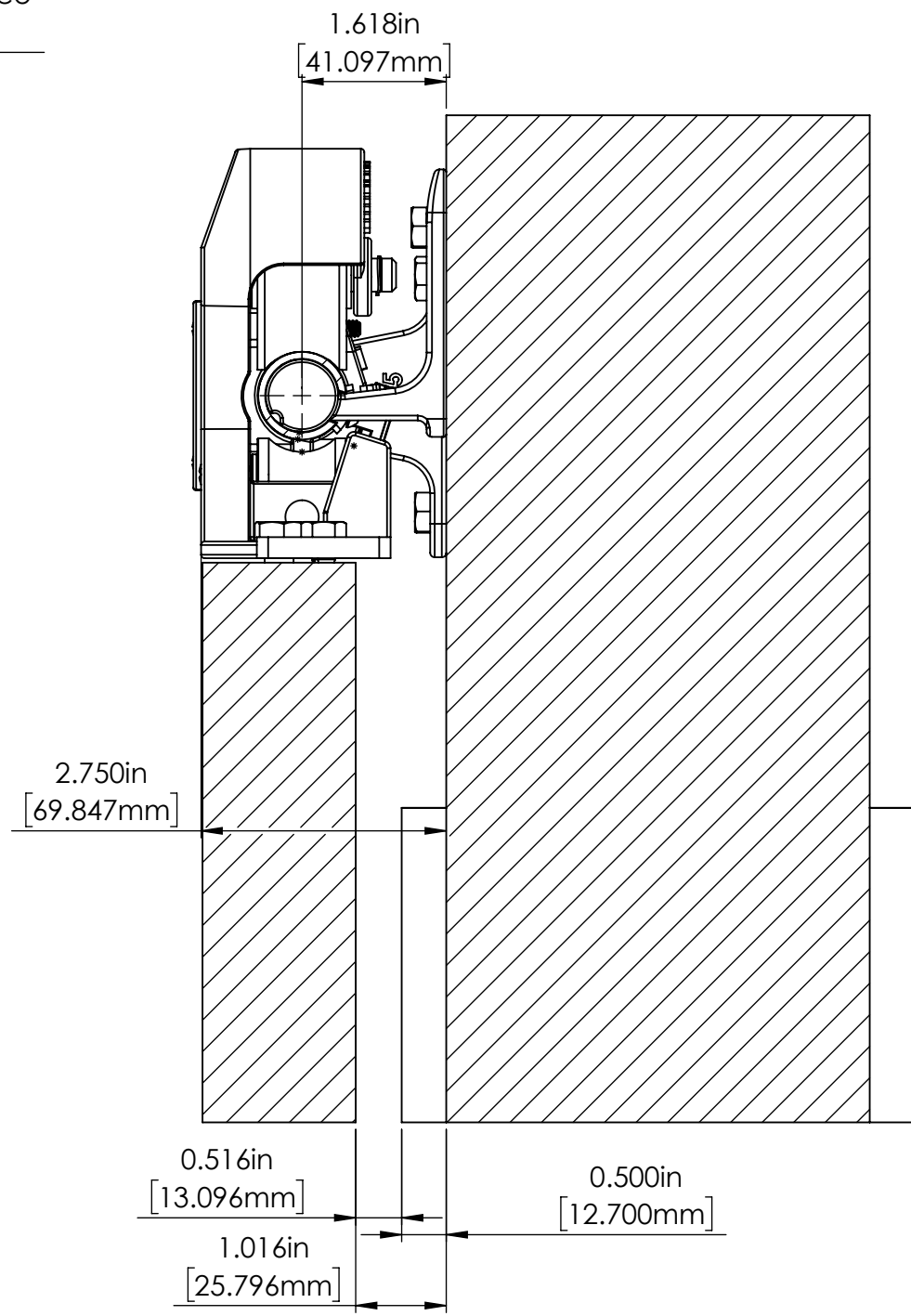
REV.



DETAIL C
SCALE 1 : 3



DETAIL E
SCALE 1 : 1



SECTION D-D
SCALE 1 : 2

REV.	DESCRIPTION	DATE	BY	APPR'D
REVISION				
THE INFORMATION CONTAINED IN THIS DRAWING IS THE SOLE PROPERTY OF SCOTT WILLO SOLUTION ANY REPRODUCTION IN PART OR WHOLE WITHOUT THE WRITTEN PERMISSION OF SWS IS STRICTLY PROHIBITED.				

UNLESS OTHERWISE SPECIFIED
DIMENSIONS ARE IN INCHES
TOLERANCES ARE:
.X= ±.030
.XX= ±.015
.XXX= ±.005
ANGULAR= ±1°
MACHINED SURFACES TO HAVE
125 RMS FINISH
CONCENTRICITY= ±.002 T.I.R.
BREAK ALL SHARP EDGES

COPYRIGHTED CAD GENERATED DRAWING. DO NOT MANUALLY UPDATE	
DRAWN BY HT	DRAWN DATE 9/27/2024
CHECKED BY	CHECKED BY
APPROVED BY	APPROVED DATE
SHEET 5 OF 5	THIRD ANGLE PROJECTION
SCALE: 1:17	

ALLITH MANUFACTURING COMPANY	
DESCRIPTION No.101 Allith sliding door soft-close track system for finished openings 42" wide and under.	
SIZE B	P/N 310-10-630
REV.	