

ITEM NO.	PART NUMBER	DESCRIPTION	MATERIAL	COLOR	SIZE	QTY.	WEIGHT
1	314-30-121	Hanger No.3-H4 boxed	Cast iron	Black RAL 9005 (25-35 gloss)	0	1	11.917
2	314-30-121	Hanger No.3-H4 boxed	Cast iron	Black RAL 9005 (25-35 gloss)	0	1	11.917
3	314-40-671	Track No.3-T4 1-1/2" round track without brackets for 64" single door opening	1020 (DOM) steel tubing	Black RAL 9005 (25-35 gloss)	1-1/2" x 138"	1	22.942
4	314-50-135	Bumper shoe L-bracket set no. 313	Steel	Black RAL 9005 (25-35 gloss)	0	4	0.551
5	314-50-143	Front binder No.307	Steel	Black RAL 9005 (25-35 gloss)	0	2	3.409
6	314-50-232	Combined bumper and end track support No.340	Steel	Black RAL 9005 (25-35 gloss)	0	1	8.023
7	314-50-242	Combined bumper, cord pulley and end track support No.347	Steel	Black RAL 9005 (25-35 gloss)	0	1	9.500
8	314-60-120	Track to wall center mount bracket No.3-C4	Steel	Black RAL 9005 (25-35 gloss)	0	5	1.260
9	370-60-233	Door guide No.364	Steel	Black RAL 9005 (25-35 gloss)	0	1	13.138
10	380-30-121	Raised Door Pull No.305	Cast iron	Black RAL 9005 (25-35 gloss)	0	1	0.718
11	380-30-223	Flush door pull No.306 Shallow	Cast iron	Black RAL 9005 (25-35 gloss)	0	1	1.511
12	380-70-129	Wire rope sash cord assembled with crimping sleeve, No.323	Stainless steel 18-8	Mill finish	142" x 1/8"	1	0.067
13	380-70-156	Threaded connecting link	Steel	Galvanized	0	2	0.02
14	380-70-151	Wire rope cable or chain bracket No.403	Steel	Black RAL 9005 (25-35 gloss)	0	1	0.135
15	380-70-220	Weight holder No.374	Steel	Black RAL 9005 (25-35 gloss)	0	1	0.472
16	380-70-230	Counterbalance weight No.384	Ductile iron 65-45-12	Black RAL 9005 (25-35 gloss)	4-1/8" x 13/16"	2	2.063
17	380-70-250	Counterbalance weight No.384	Ductile iron 65-45-12	Black RAL 9005 (25-35 gloss)	4-1/8" x -2-13/16"	2	5.844

REV.	DESCRIPTION	DATE	BY	APPR'D
REVISION				
THE INFORMATION CONTAINED IN THIS DRAWING IS THE SOLE PROPERTY OF SCOTT WILLO SOLUTION ANY REPRODUCTION IN PART OR WHOLE WITHOUT THE WRITTEN PERMISSION OF SWS IS STRICTLY PROHIBITED.				

UNLESS OTHERWISE SPECIFIED
DIMENSIONS ARE IN INCHES
TOLERANCES ARE:
.X= ±.030
.XX= ±.015
.XXX= ±.005
ANGULAR= ±1°
MACHINED SURFACES TO HAVE
125 RMS FINISH
CONCENTRICITY= ±.002 T.I.R.
BREAK ALL SHARP EDGES

COPYRIGHTED CAD
GENERATED DRAWING.
DO NOT MANUALLY UPDATE

DRAWN BY
HT

CHECKED BY

APPROVED BY

SHEET 1 OF 4

SCALE:
1:27

DRAWN DATE
11-02-2025

CHECKED BY

APPROVED DATE

THIRD ANGLE
PROJECTION

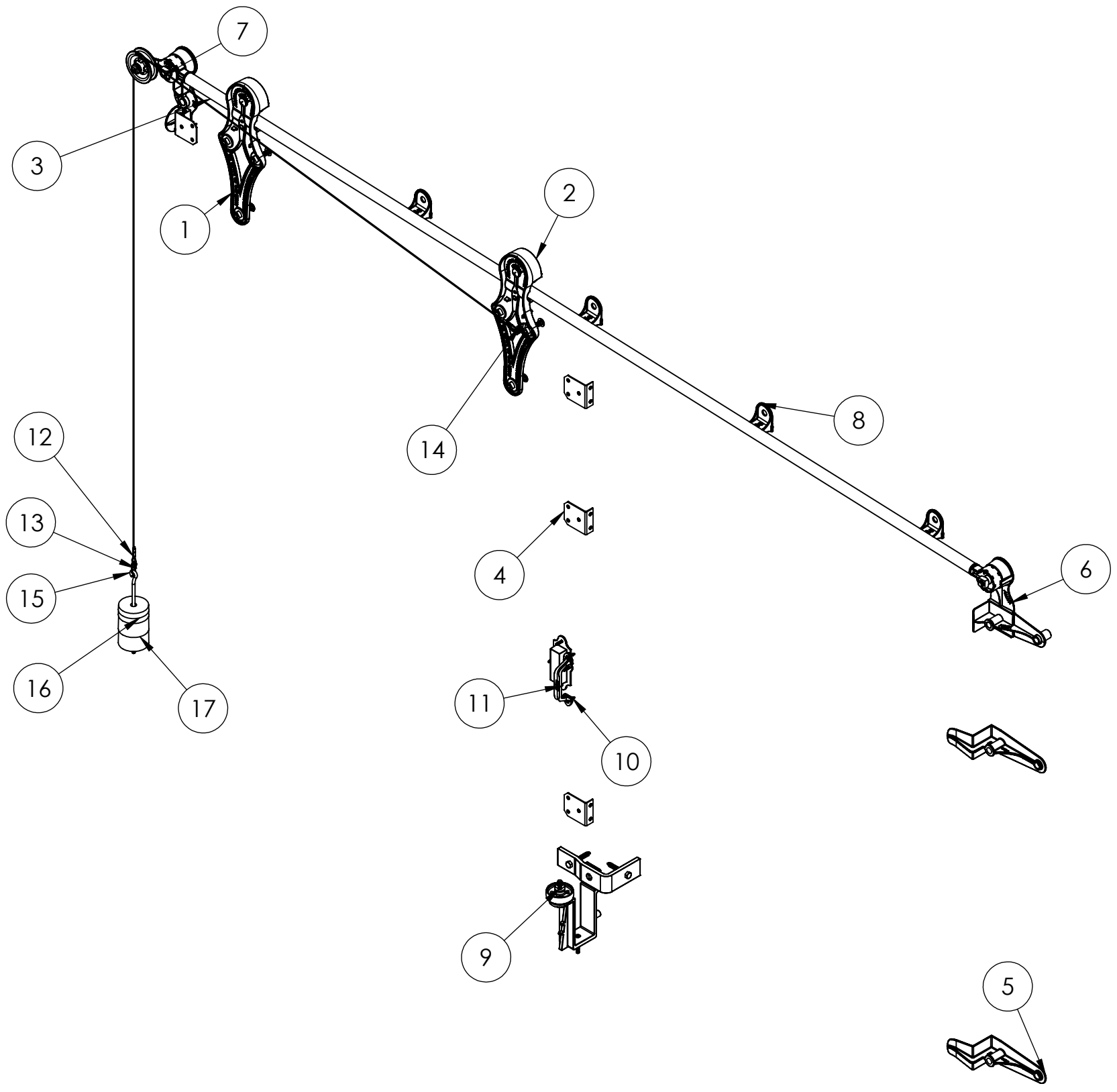
**ALLITH
MANUFACTURING
COMPANY**

DESCRIPTION
No.764 Allith sliding fire door track system for 64" wide opening

SIZE
B

P/N
316-10-310

REV.



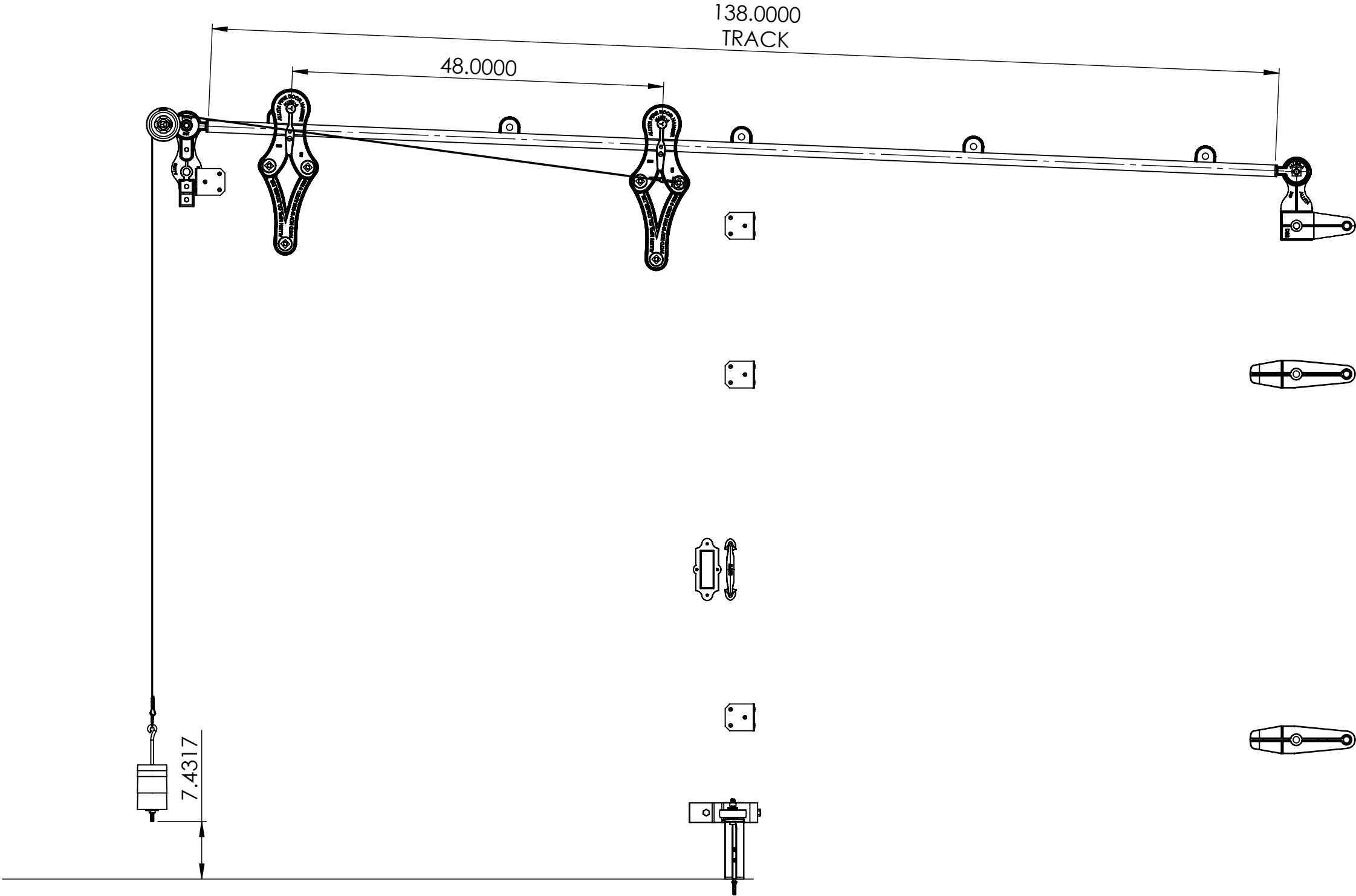
REV.	DESCRIPTION	DATE	BY	APPR'D
REVISION				
THE INFORMATION CONTAINED IN THIS DRAWING IS THE SOLE PROPERTY OF SCOTT WILLO SOLUTION ANY REPRODUCTION IN PART OR WHOLE WITHOUT THE WRITTEN PERMISSION OF SWS IS STRICTLY PROHIBITED.				

UNLESS OTHERWISE SPECIFIED
DIMENSIONS ARE IN INCHES
TOLERANCES ARE:
.X= ±.030
.XX= ±.015
.XXX= ±.005
ANGULAR= ±1°
MACHINED SURFACES TO HAVE
125 RMS FINISH
CONCENTRICITY= ±.002 T.I.R.
BREAK ALL SHARP EDGES

COPYRIGHTED CAD GENERATED DRAWING, DO NOT MANUALLY UPDATE	
DRAWN BY HT	DRAWN DATE 11-02-2025
CHECKED BY	CHECKED BY
APPROVED BY	APPROVED DATE
SHEET 2 OF 4	THIRD ANGLE PROJECTION
SCALE: 1:16	

ALLITH MANUFACTURING COMPANY	
DESCRIPTION No.764 Allith sliding fire door track system for 64" wide opening	
SIZE B	P/N 316-10-310
REV.	

OPEN CONDITION

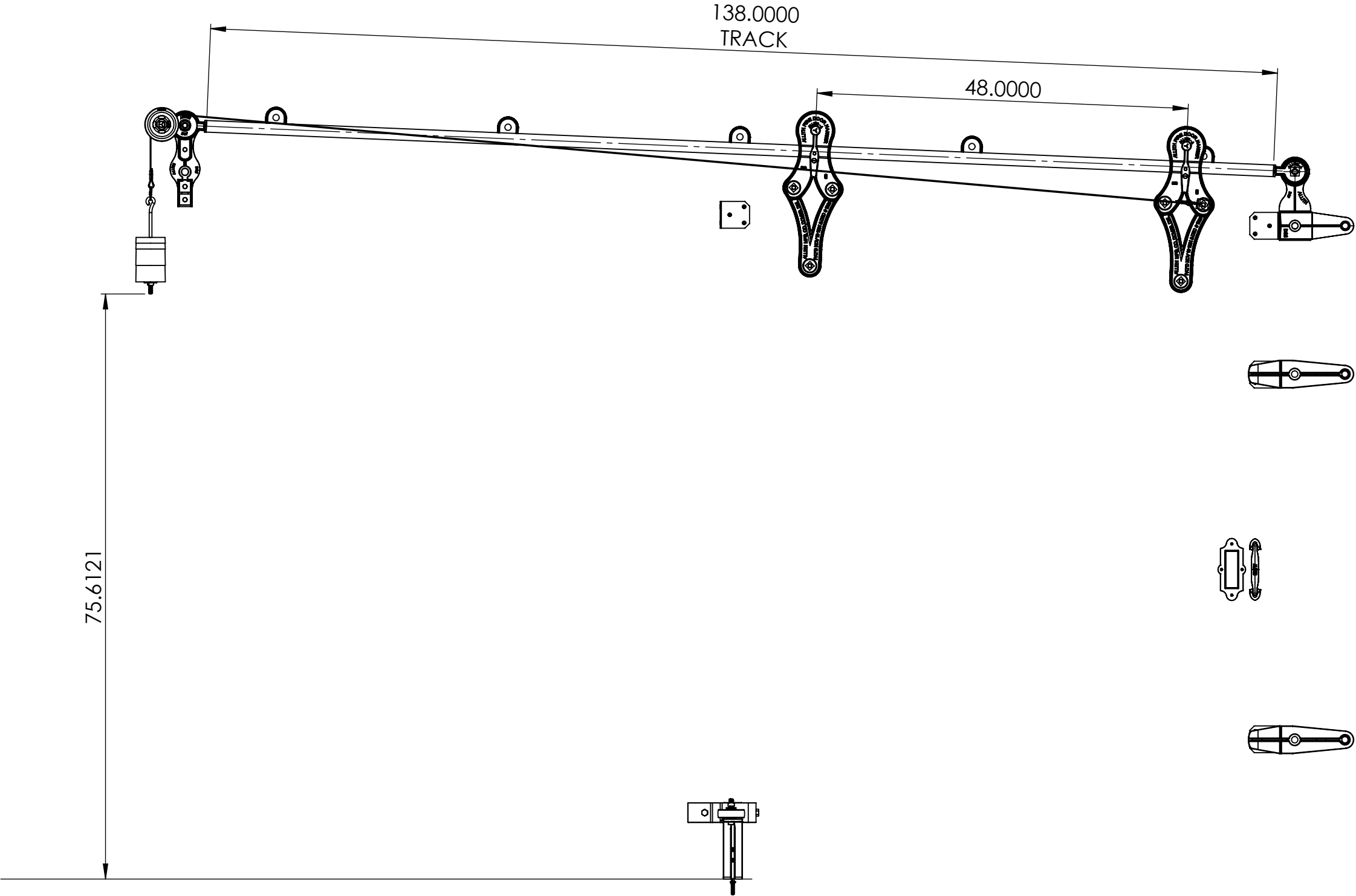


REV.	DESCRIPTION	DATE	BY	APPR'D
REVISION				
THE INFORMATION CONTAINED IN THIS DRAWING IS THE SOLE PROPERTY OF SCOTT WILLO SOLUTION ANY REPRODUCTION IN PART OR WHOLE WITHOUT THE WRITTEN PERMISSION OF SWS IS STRICTLY PROHIBITED.				

UNLESS OTHERWISE SPECIFIED
DIMENSIONS ARE IN INCHES
TOLERANCES ARE:
.X= ±.030
.XX= ±.015
.XXX= ±.005
ANGULAR= ±1°
MACHINED SURFACES TO HAVE
125 RMS FINISH
CONCENTRICITY= ±.002 T.I.R.
BREAK ALL SHARP EDGES

COPYRIGHTED CAD GENERATED DRAWING. DO NOT MANUALLY UPDATE	
DRAWN BY HT	DRAWN DATE 11-02-2025
CHECKED BY	CHECKED BY
APPROVED BY	APPROVED DATE
SHEET 3 OF 4	THIRD ANGLE PROJECTION
SCALE: 1:15	

ALLITH MANUFACTURING COMPANY	
DESCRIPTION No.764 Allith sliding fire door track system for 64" wide opening	
SIZE B	P/N 316-10-310
REV.	



REV.	DESCRIPTION	DATE	BY	APPR'D
REVISION				
THE INFORMATION CONTAINED IN THIS DRAWING IS THE SOLE PROPERTY OF SCOTT WILLO SOLUTION ANY REPRODUCTION IN PART OR WHOLE WITHOUT THE WRITTEN PERMISSION OF SWS IS STRICTLY PROHIBITED.				

UNLESS OTHERWISE SPECIFIED
DIMENSIONS ARE IN INCHES
TOLERANCES ARE:
.X= ±.030
.XX= ±.015
.XXX= ±.005
ANGULAR= ±1°
MACHINED SURFACES TO HAVE
125 RMS FINISH
CONCENTRICITY= ±.002 T.I.R.
BREAK ALL SHARP EDGES

COPYRIGHTED CAD GENERATED DRAWING, DO NOT MANUALLY UPDATE	
DRAWN BY HT	DRAWN DATE 11-02-2025
CHECKED BY	CHECKED BY
APPROVED BY	APPROVED DATE
SHEET 4 OF 4	THIRD ANGLE PROJECTION
SCALE: 1:15	

ALLITH MANUFACTURING COMPANY	
DESCRIPTION No.764 Allith sliding fire door track system for 64" wide opening	
SIZE B	P/N 316-10-310
REV.	